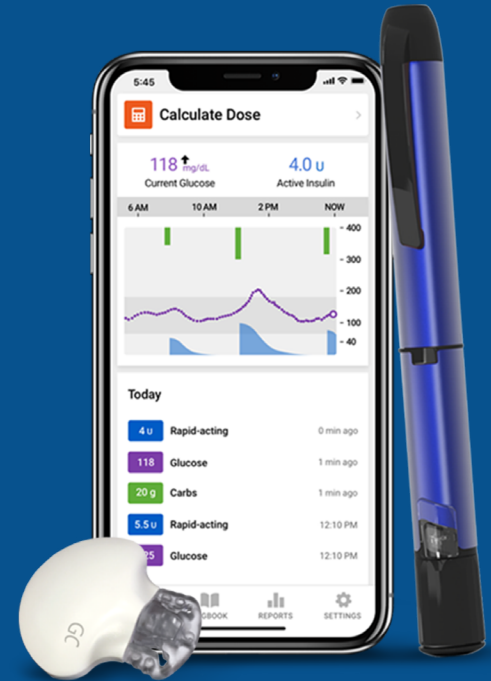




# GETTING STARTED

## INPEN™ SMART INSULIN PEN

A step-by-step training guide for patients



**1 DOWNLOAD** the app from the App Store or Google Play by searching “InPen”



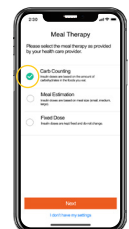
### 2 SETUP

- Follow the Setup Wizard and click “Get Started” to sign up using Facebook, Google, Twitter, or email
- Tell us about you



### 3 THERAPY SETTINGS

- Consult with your clinician which Therapy Setting is best for you: carb counting, meal estimation, or fixed dose
- ✓ Turn ON time of day settings (overnight default is 10 pm)
- ✓ Enter long-acting insulin dose amount and number of doses



### 4 CONNECT INPEN AND CGM (IF APPLICABLE)

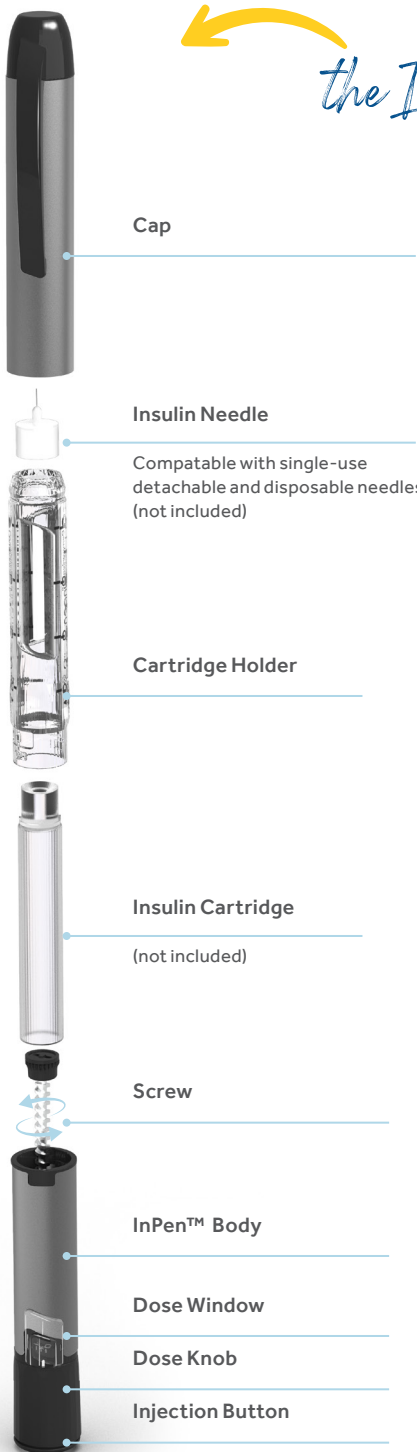
- Allow Bluetooth® and location permissions - follow pairing instructions
- Confirm settings
- Connect to Apple Health if you want to share data with other diabetes apps



# Welcome to the InPen System

The InPen system automatically records rapid insulin injections give by the pen and recommends doses based on current blood glucose, insulin dose, and current active insulin (Insulin-on-Board).

## Get to Know the InPen Smart Insulin Pen



*the InPen*

### Let's get you started!

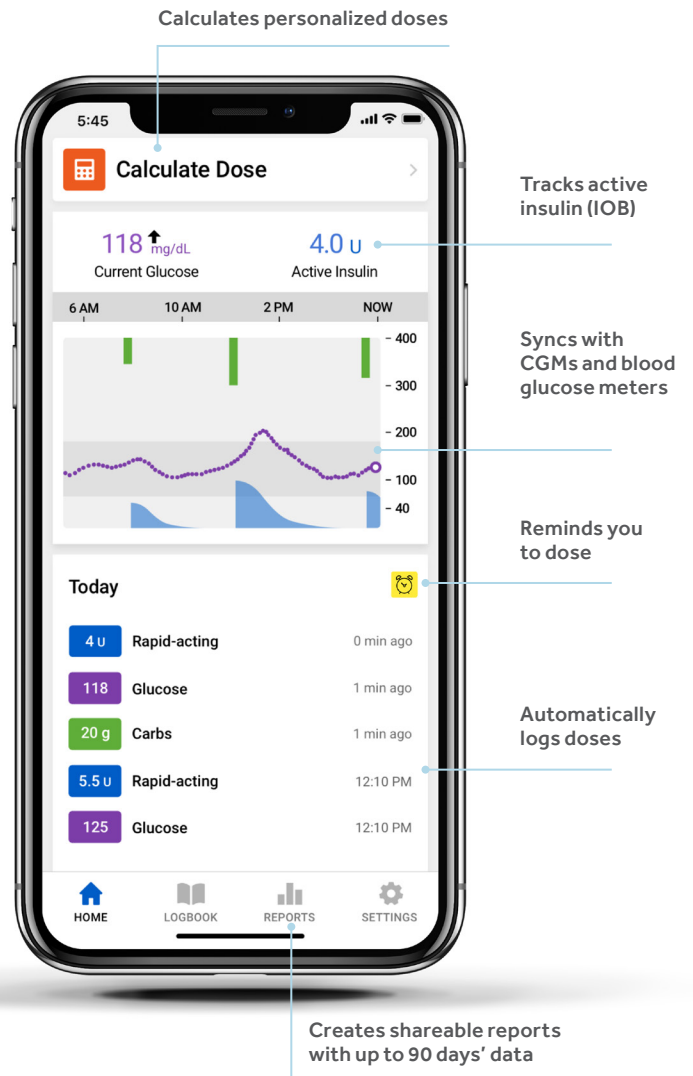
#### Supplies needed:

- Apple iOS (10 or higher) or Android™ (6.0 or greater) device
- InPen smart insulin pen
- InPen app - Download from the App Store or Google Play "InPen"



- Insulin cartridge (Humalog®, Novolog®, or Fiasp®)
- Disposable pen needle

*the app*



# Navigating the InPen app:

1. Adjust/Edit Therapy Settings
2. Toggle ON/OFF reminders and notifications
3. Connect CGM if skipped during setup



To Edit Therapy Settings:

- Dose Calculator Settings
- Long-acting Insulin Settings
- Meal Time Settings

If pairing a second InPen to the app, Select the '+' to add

Toggle ON/OFF Reminders

Technical Support phone number, email, and link to online Help Center

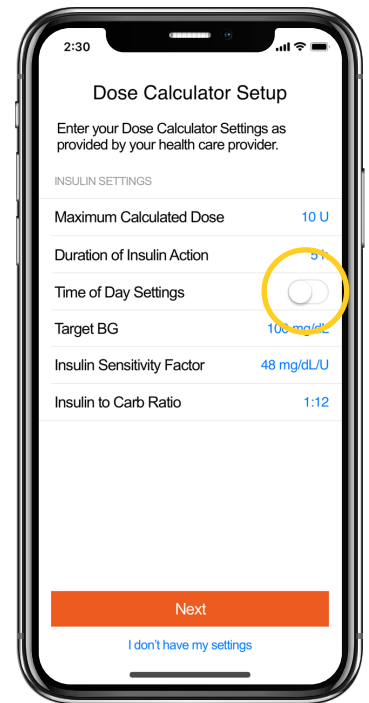
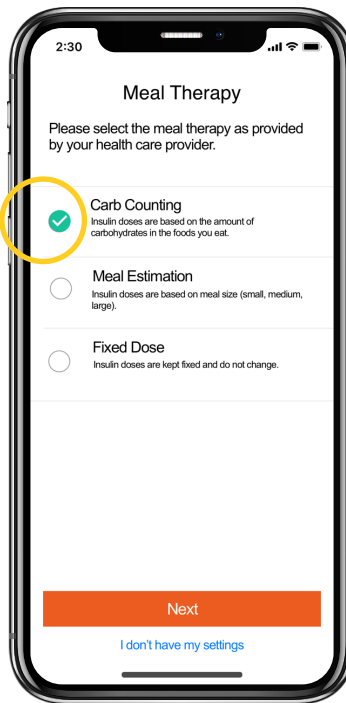

Connect your CGM or BGM devices via Apple Health



# Setup Wizard

InPen smart insulin pen is designed to easily get you started. Once the app has been downloaded, the wizard guides you through the setup process.

## Therapy Settings



1

### Meal Therapy

Follow the steps to set meal therapy preferences.

2

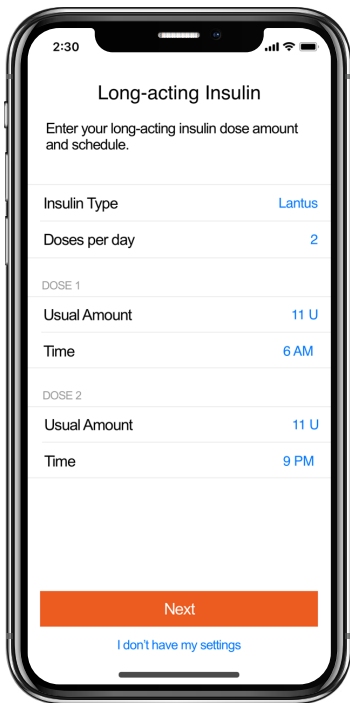
### Dose Calculator Setup

Turn ON Time of Day settings, if applicable. Use last time segment for overnight settings (default is 10pm).

Meal Therapy is based on the meal mode determined by your clinician.

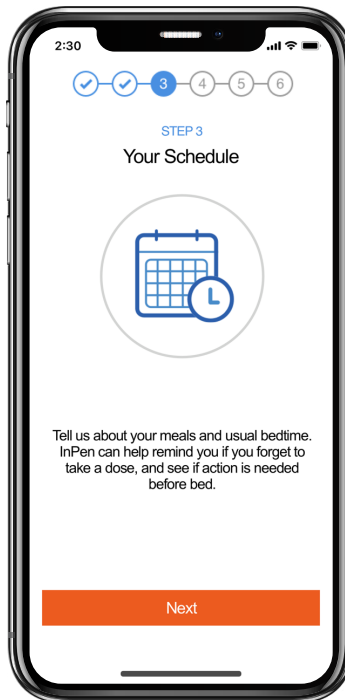
This screen will direct you to Carb Counting, Meal Estimation, or Fixed Dose preferences.

## Your Schedule

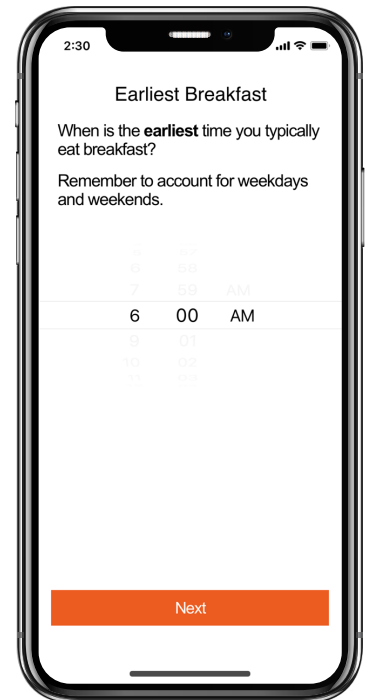


3

**Long-acting Insulin**  
Enter your long-acting insulin dose amount and the day for each dose.



**TIP:** Combine weekday + weekend schedules for wider range.

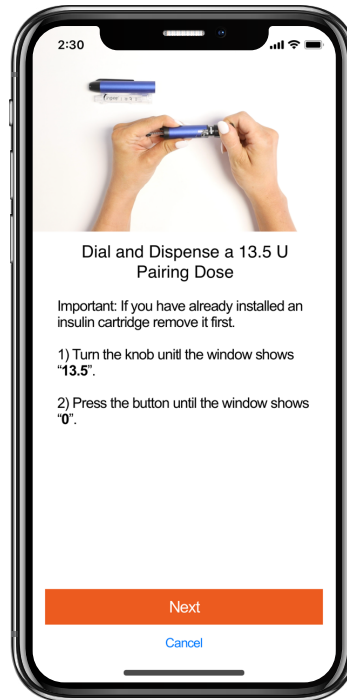
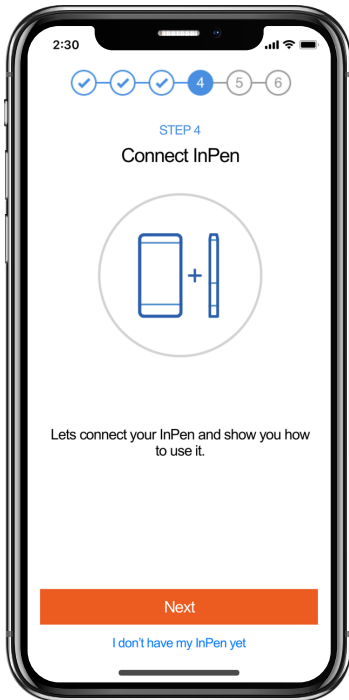


1

**Enter your earliest and latest meal times for:**  
Breakfast  
Lunch  
Dinner

**Enter the earliest and latest bedtime.**

## Connect InPen



1

### Pairing InPen

Watch the video:  
How to dial and dispense  
a pairing dose.

2

Confirm the settings  
provided to you by your  
healthcare provider.

Always allow Bluetooth®  
and location permissions.  
If needed, check Bluetooth®  
settings specified for InPen app  
(Phone settings > Apps > InPen).



3

### Important

There are times when your app may not yet have the latest doses from InPen. These can include:

- Bluetooth disabled
- Airplane Mode on
- iOS device too far from InPen
- Environmental conditions

Confirm your last dose on the home screen before making any treatment decisions.

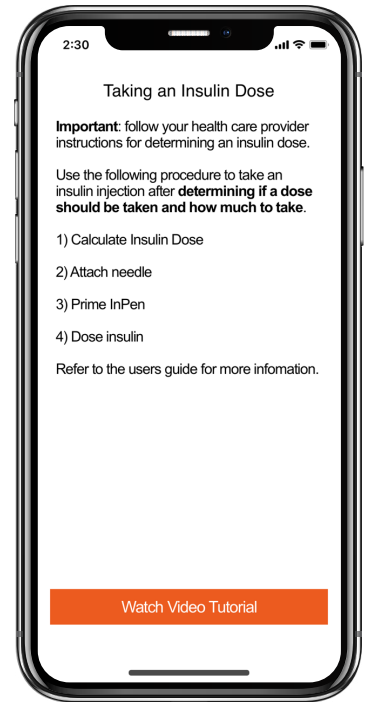


4

### Install Insulin Cartridge

Watch the Video Tutorials:

- Remove Cartridge Holder
- Rewind the Screw
- Insert Cartridge



5

### Taking an Insulin Dose

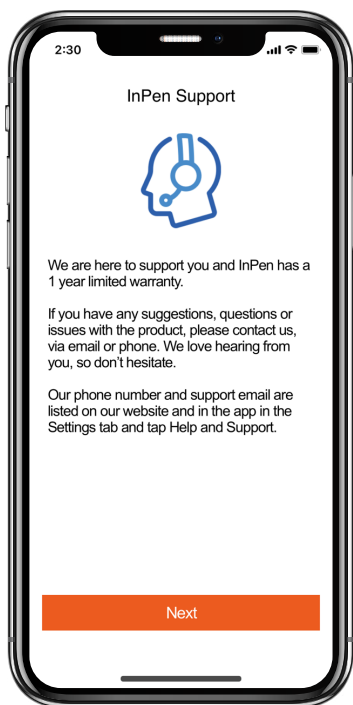
Learn more about the dose calculator

Watch the Video Tutorials:

- Attach needle
- Priming
- Dosing

# Setup Wizard

## Connect CGM/BGM



**Congratulations  
your setup is  
complete.**



### ***InPen Support We're here for you!***

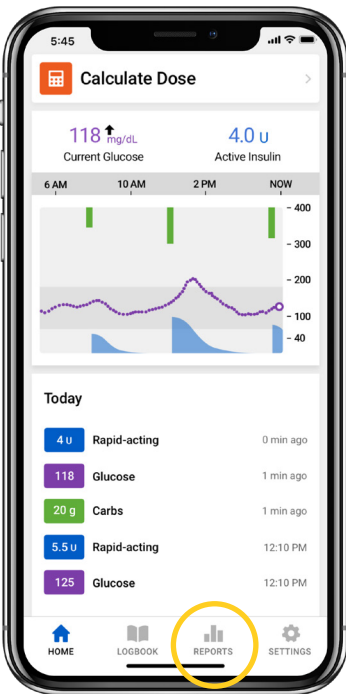
InPen has a 1-year warranty! Don't hesitate to call customer support for troubleshooting or warranty replacements at 844-843-7903

InPen connects with select CGMs and BGMs. For a complete list of compatible devices, visit [www.MyInPen.com](http://www.MyInPen.com)

# How to Fax, Email, or Print Insights Report:

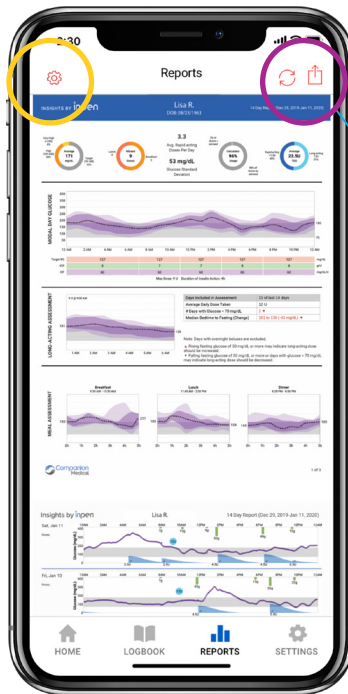
In-app instructions on how to send your Insights report to your healthcare provider.

## Generating and Sharing a Report



1

From the home screen; click on 'Reports' at the bottom.




2

Select 'Settings' icon in upper left corner.

Select your date range and 'save' in upper right.



3

To SHARE a report, click on the 'Send' icon  on the top right of the screen. Select how you would like to send report.

Enter information (fax number, email address, or select printer) and send.

# Ways to get support

Online Help Center:  
[www.MyInPen.com](http://www.MyInPen.com)

Call Technical Support:  
**844-843-7903**

Set-up a one-on-one support appointment:  
[www.MyInPen.com](http://www.MyInPen.com)



**LEARN MORE TODAY!**  
[www.MyInPen.com](http://www.MyInPen.com) or call 844-843-7903

Smart insulin pens connect to a mobile app to provide dosing calculations, reminders and CGM system integration.

\*Data may not appear or be delayed in certain instances, including when there is no internet connection. A confirmatory fingerstick is required prior to making adjustments to diabetes therapy.

\*Terms and Conditions: Eligibility Requirements for InPen™ Patient Access Program: Open to uninsured patients and patients with commercial prescription insurance and who are not enrolled in any government-funded program that pays for prescription devices or treatments. Excluded participants include patients enrolled in any federal, state, or government-funded healthcare program such as Medicare, Medicare Advantage, Medicare Part D, Medicaid, Medigap, Veterans Affairs (VA), the Department of Defense (DoD) or TRICARE® that provides coverage for InPen, or where prohibited by law. Cash Discount Cards and other non-insurance plans are not valid as primary under this offer. If at any time a patient becomes enrolled under any such federal, state, or government-funded healthcare program, he/she will no longer be able to use this program and must call 844-843-7903 to stop participation. Restrictions may apply. Offer subject to change or discontinuation without notice. This is not health insurance. Offer applies to a maximum of 2 prescribed InPens per Patient per benefit year. Offer good only in the USA at participating pharmacies and cannot be redeemed at government-subsidized clinics.

\*\*Humalog® is a registered trademark of Eli Lilly and Company. Fiasp® and Novolog® are registered trademarks of Novo Nordisk A/S.

#### Important Safety Information: Guardian™ Connect CGM System

The Guardian™ Connect system requires a prescription and is indicated for continuous or periodic monitoring of glucose levels in the interstitial fluid under the skin, in patients (14 to 75 years of age) with diabetes mellitus. The system is intended to complement, not replace, information obtained from standard blood glucose monitoring devices, and is not recommended for people who are unwilling or unable to perform a minimum of two meter blood glucose tests per day, or for people who are unable or unwilling to maintain contact with their healthcare professional. The system requires a functioning mobile electronic device with correct settings. If the mobile device is not set up or used correctly, you may not receive sensor glucose information or alerts. For complete details of the system and its components, including warnings, contraindications, and precautions, please consult the user guide at [www.medtronicdiabetes.com/support/download-library/user-guides](http://www.medtronicdiabetes.com/support/download-library/user-guides) and important safety information.

#### Important Safety Information: InPen™

The InPen™ is a home-use reusable pen injector for single-patient use by people with diabetes under the supervision of an adult caregiver, or by a patient age 7 and older for the self-injection of a desired dose of insulin and for calculating an insulin dose or carbohydrate intake based on user entered data. A healthcare professional must assist in dosage programming of the device prior to use, based on various patient-specific criteria and targets. The InPen™ requires a prescription. For additional product and safety information, please consult the Instructions for Use and [bit.ly/InPenSafety](http://bit.ly/InPenSafety).

© 2021 Medtronic. All rights reserved. Medtronic, Medtronic logo and Further, Together are trademarks of Medtronic. Android is a trademark of Google LLC. Third party brands are trademarks of their respective owners. All other brands are trademarks of a Medtronic company.

The Bluetooth® Wordmark and logos are owned by Bluetooth® SIG, Inc. and any use of such marks by Companion Medical, Inc. is under license. InPen™ logo is a trademark of Companion Medical. Copyright © 2021 Companion Medical and/or its affiliates. All rights reserved. 1 year warranty.

US-DBA-2100102

# Medtronic



## Product Dictionary

English	Español
Active Insulin	Insulina activa
Alert(s)	Alertas
Carbohydrate Counting	Conteo de carbohidratos
Continuous Glucose Monitor	Monitor continuo de glucosa
Correction Factor	Factor de corrección
Dose Calculator Algorithm	Algoritmo para la calculadora de dosis
Doses per Day	Dosis por día
Duration of Insulin Action	Duración de la acción de la insulina
Fixed Dosing	Dosis fija
Half-unit dose	Dosis de media unidad
Hyperglycemia	Hiperglucemia
Hypoglycemia	Hipoglucemia
Insulin Age	Edad de la insulina
Insulin Cartridge	Cartucho de insulina
Insulin Sensitivity Factor	Factor de sensibilidad a la insulina
Insulin Settings	Configuración de insulina
Insulin Temperature	Temperatura de la insulina
Insulin-on-board (active insulin)	Insulina a bordo (insulina activa)
Insulin-to-carbohydrate Ratio	Proporción de insulina a carbohidratos
Long-acting insulin	Insulina de acción prolongada
Long-acting Reminder	Recordatorio de dosis de insulina de acción prolongada
Maximum Calculated Dose	Dosis máxima calculada
Missed Doses	Dosis omitidas
Modal Day Glucose	Glucosa diaria modal
Rapid-acting insulin	Insulina de acción rápida
Rapid-acting Reminder	Recordatorio de dosis de insulina de acción rápida
Real-time CGM	MCG en tiempo real
Split doses	Dosis divididas
Target Blood Glucose	Objetivo de glucosa en la sangre
Therapy Settings	Configuración de terapia
Time and size of last entry	Hora y tamaño de la última entrada
Total Daily Dose	Dosis diaria total
Trend Graph	Gráfica de tendencia
Units of Insulin	Unidades de insulina