



Simplifying setting adjustments with the MiniMed™ 780G system

Recommended SmartGuard™ Settings and Insulin to Carb Ratios




SmartGuard™ technology features adjustable auto basal targets allowing you to choose between 100 (default), 110, or 120 mg/dL. While this customizable target allows you to individualize insulin delivery based on each patient's needs, for most adults (>15 years of age), it is recommended to use a 100 mg/dL target.

Active Insulin Time (AIT) on the MiniMed™ 780G system is used as a lever to strengthen auto corrections so the system can step in sooner. The recommended setting is 2 hours.

Recommended Settings:
100 mg/dL Target
and 2 hour AIT

Change SmartGuard™ Target

1. From the Home screen, press **Select**.



2. Select **SmartGuard**.



3. Select **SmartGuard settings**.



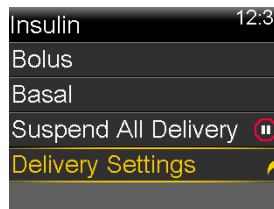
4. Select **Target** and use **▲** to enter the recommended SmartGuard target.
5. Press **Select**.
6. Select **Save**.

Change Active Insulin Time

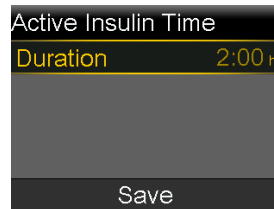
1. From the Home screen, press **Select**.



2. Select **Insulin**.



3. Select **Device Setting > Bolus Wizard Setup > Active Insulin Time**.



4. Select **Duration** and use **▲** to program AIT.
5. Press **Select**.
6. Select **Save**.

Insulin to Carb Ratios (ICR)

When using SmartGuard™ technology, the MiniMed™ 780G system allows you to adjust the ICR to help your patients meet their therapy goals.

When bolus habits are appropriate, but Time in Range goals are not being met, consider the following:

- If time above range is >25%: Strengthen (decrease) ICR
- If time below range is >3%: Weaken (increase) ICR

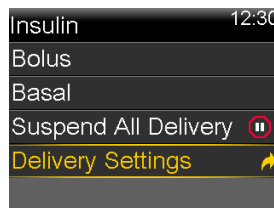
Adjusting the Insulin to Carb Ratio

Change Insulin to Carb Ratios

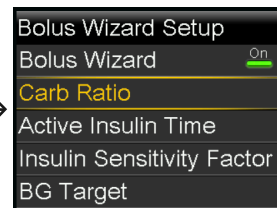
From the Home screen, press **Select**.



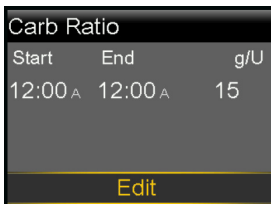
Select **Insulin** from the Menu.



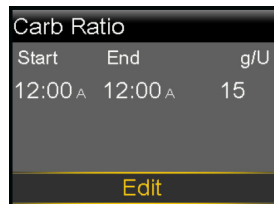
Select **Delivery Settings**.



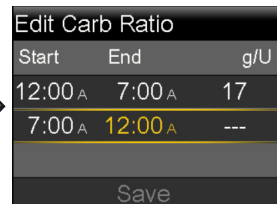
Select **Bolus Wizard Setup**. Select **Carb Ratio**.



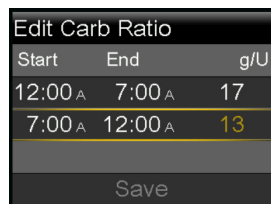
Select **Edit**.



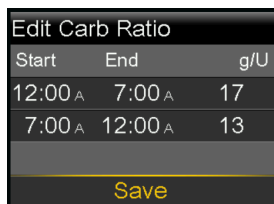
Use **⬇** to adjust end time as needed. **Select** to confirm.



Use **⬇** to adjust carb ratio. **Select** to confirm.



Use **⬇** to adjust end time; last end time must be 12:00A. **Select** to confirm.



Use **⬇** to adjust carb ratio. **Select** to confirm and again to save.

† Recommended settings for adults: 100 mg/dL auto basal target and 2 hours AIT. Children 7-14 years old: 110 mg/dL and 2 hours AIT, reduce if no concern with hypoglycemia.

Important Safety Information for MiniMed™ 780G System:

MiniMed™ 780G System is for type 1 ages 7 and over and type 2 ages 18 and over. Prescription required. **WARNING: Do not use SmartGuard™ feature for people who require less than 8 units or more than 250 units of insulin/day.** For additional safety information and user guides, see <https://bit.ly/MiniMedRisks>. US-DBA-2600520 ©2026 Medtronic MiniMed, Inc. MiniMed and MiniMed logo are trademarks of Medtronic MiniMed, Inc. The sensor shape and appearance, Abbott, and "a" logo are marks and/or designs of the Abbott group of companies in various territories and used under license. Sensor image ©2026 Abbott.™*Third-party brands are trademarks of their respective owners.